

# Creating Javadoc Pages

This online chapter explains how you can create Javadoc pages using JCreator.

## *Adding a Javadoc Tool to JCreator's Menu Bar*

1. Start JCreator.
2. In JCreator's menu bar, choose Configure-->Options.  
The Options dialog box appears.
3. On the left side of the Options dialog, select Tools.
4. On the right side of the Options dialog, click New.
5. In the resulting context menu, select Program. (See Figure C-1.)

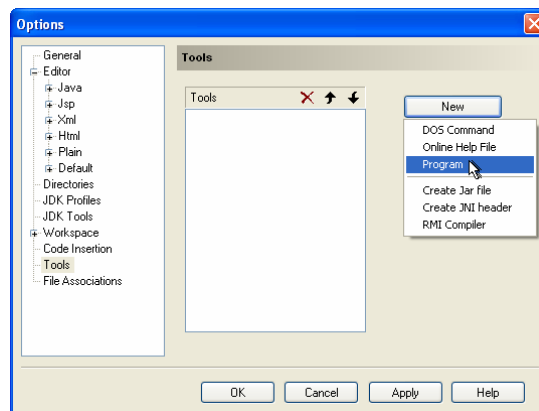


Figure C-1: Clicking New in the Options dialog.

An Open dialog box appears.

6. In the Open dialog, navigate to the bin subdirectory of your Java home directory.

On my computer, the bin directory is C:\Program Files\Java\jdk1.5.0\bin. On your computer it may be a different directory.

**7. In the bin directory, double-click javadoc (or javadoc.exe).**

The Tools list now contains a javadoc entry. (See Figure C-2.)

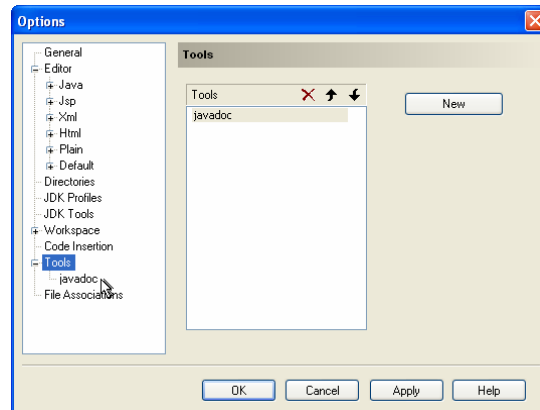


Figure C-2: A javadoc entry in the Tools list.

**8. In the left panel of the Options dialog, select javadoc. (Again, see Figure C-2.)**

A javadoc options page appears. (See Figure C-3.)

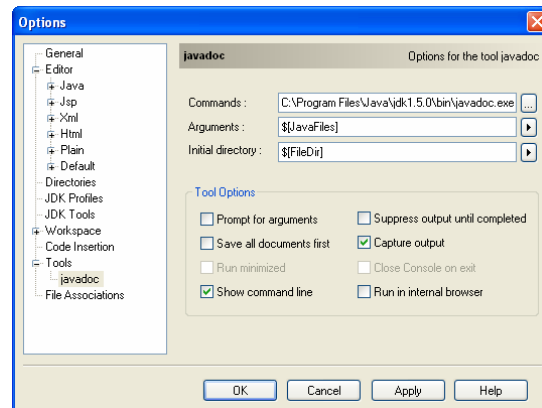


Figure C-3: The options page for the javadoc tool.

**9. Express your preferences in the javadoc options page.**

In Figure C-3, I uncheck Close Console on Exit. I check Capture Output and Show Command Line. (If anything goes wrong, these check/uncheck options give me useful diagnostic information.)

In the Arguments field, I type `$(JavaFiles)`, and in the Initial Directory field, I type `$(FileDir)`.

**10. Click Apply, and then click OK.**

Back in JCreator's main menu bar, the Tools item now has a javadoc option. (See Figure C-04.)

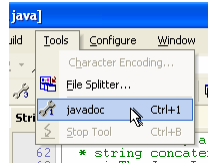


Figure C-4: The javadoc option in JCreator's main menu bar.

## *Using the Javadoc Tool*

**1. Create a JCreator project containing the following code.**

```
/**
 * <code>MyClass</code> demonstrates the use of
 * Javadoc comments.
 * <p>
 * Other than that, this class does nothing useful.
 *
 * @author Barry Burd
 * @author Arthur van Hoff
 * @version 1.0000009, 10/06/04
 */

public class MyClass {
    /** An int value. */
    public int value;

    /* A non-public value which, by default,
     * won't show up on the Javadoc page.
     */
    int otherValue;

    /**
     * A constructor.
     */
    public MyClass() {
        super();
    }
}

/**
```

```

    * Sets the value of otherValue.
    */
    public void setOtherValue(int otherValue) {
        this.otherValue = otherValue;
    }

    /**
    * Gets the value of otherValue.
    */
    public void getOtherValue() {
        return otherValue;
    }
}

```

**2. In the main menu bar, choose Tools->javadoc. (See Figure C-4.)**

JCreator creates Javadoc pages. If you selected the options shown in Figure C-3, you can see JCreator's progress in the General Output pane. (See Figure C-5.)

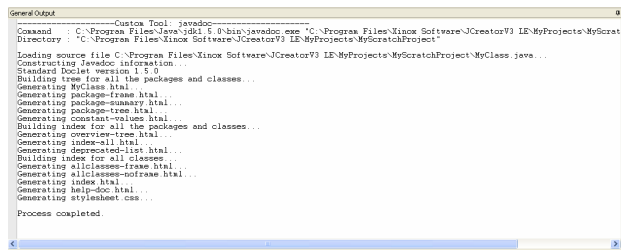


Figure C-5: JCreator logs its creation of Javadoc pages.

**3. In your Web browser, visit the new index.html file.**

The file lives in your Java program's project directory.

The index.html file that you get with this section's code sample is shown in Figures C-6, C-7, and C-8.

Figures C-6, 7, and 8: A Javadoc page (below).

NetCaptor

File Edit View Favorites CaptorGroups Tools Tab Security Help

Address C:\Program Files\Inovox Software\JCreatorV3 LE\MyProjects\MyScratchProject\index.html

All Classes  
MyClass

Package [Class](#) [Tree](#) [Deprecated](#) [Index](#) [Help](#)

PREV CLASS NEXT CLASS  
SUMMARY: NESTED | [FIELD](#) | [CONSTR](#) | [METHOD](#)

FRAMES NO FRAMES  
DETAIL: [FIELD](#) | [CONSTR](#) | [METHOD](#)

### Class MyClass

java.lang.Object  
└─MyClass

---

public class **MyClass**  
extends java.lang.Object

MyClass demonstrates the use of Javadoc comments.

Other than that, this class does nothing useful.

---

#### Field Summary

|     |                       |               |
|-----|-----------------------|---------------|
| int | <a href="#">value</a> | An int value. |
|-----|-----------------------|---------------|

---

#### Constructor Summary

|                            |                |
|----------------------------|----------------|
| <a href="#">MyClass ()</a> | A constructor. |
|----------------------------|----------------|

Taskbar: J2SE 5.0 Out of the Cage, MyClass, Local Hotels, Plector ConvertX P16-AV100U, Newegg.com - PLEXTOR P16-AV100U Vide..., Princeton University Phone Book - Q..., ACSI0 Meetings 2004 - 05, MSNBC - Restaurant serves \$100 Phil..., CNN.com - Some professors won't give...

NetCaptor

File Edit View Favorites CaptorGroups Tools Tab Security Help

Address C:\Program Files\Inovox Software\JCreatorV3 LE\MyProjects\MyScratchProject\index.html

All Classes  
MyClass

[MyClass \(\)](#)  
A constructor.

---

#### Method Summary

|      |  |                               |
|------|--|-------------------------------|
| void | <a href="#">getOtherValue ()</a>               | Gets the value of otherValue. |
| void | <a href="#">setOtherValue (int otherValue)</a> | Sets the value of otherValue. |

---

Methods inherited from class java.lang.Object  
clone, equals, finalize, getClass, hashCode, notify, notifyAll, toString, wait, wait, wait

---

#### Field Detail

**value**

public int **value**

An int value.

---

#### Constructor Detail

**MyClass**

public **MyClass ()**

Taskbar: J2SE 5.0 Out of the Cage, MyClass, Local Hotels, Plector ConvertX P16-AV100U, Newegg.com - PLEXTOR P16-AV100U Vide..., Princeton University Phone Book - Q..., ACSI0 Meetings 2004 - 05, MSNBC - Restaurant serves \$100 Phil..., CNN.com - Some professors won't give...

Done

