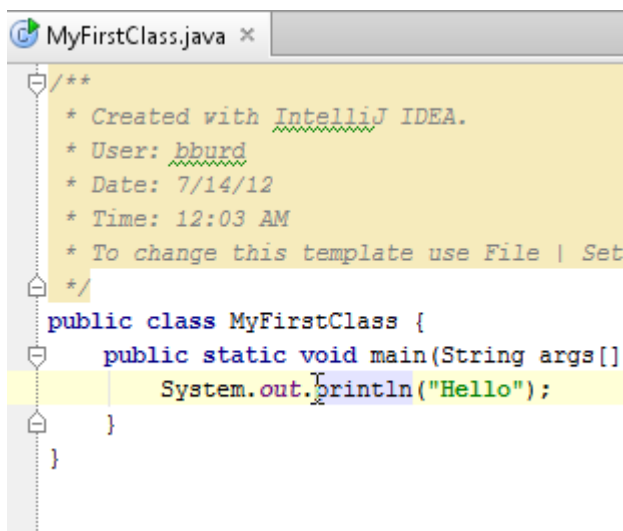


Commenting and Uncommenting using IntelliJ IDEA

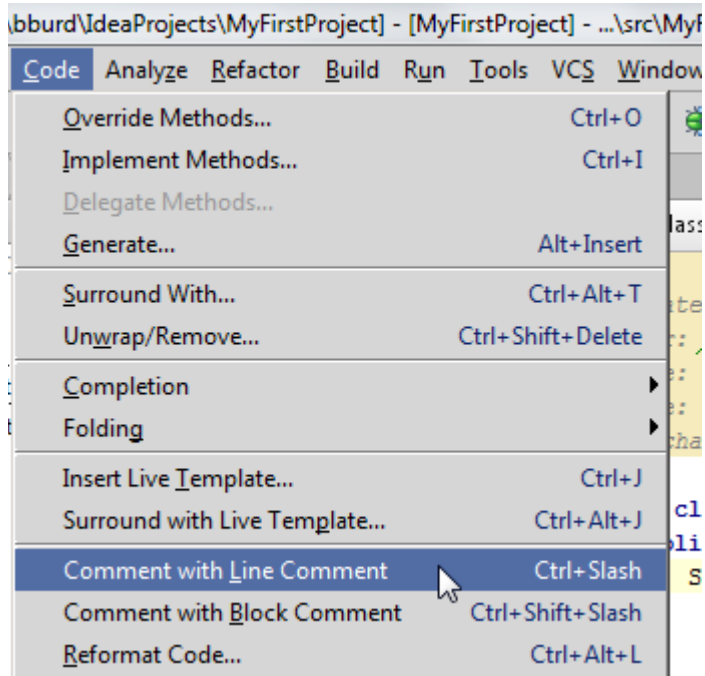
To create a line comment, do the following:

Place the cursor on a line of code

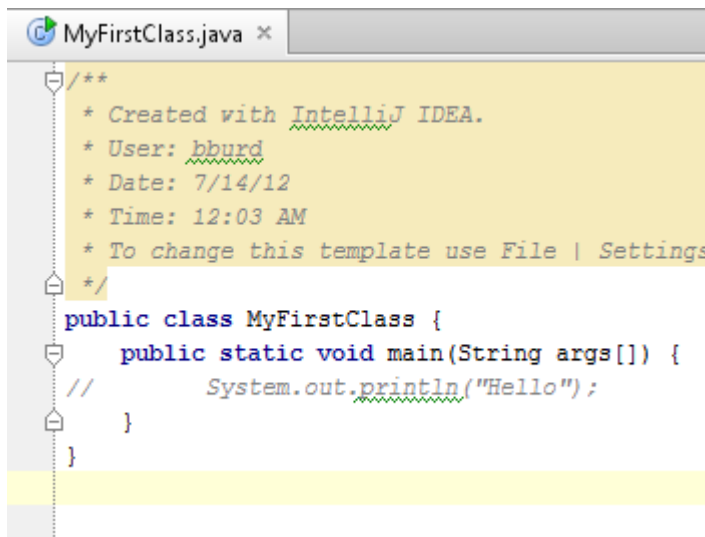


```
MyFirstClass.java x
/**
 * Created with IntelliJ IDEA.
 * User: bburd
 * Date: 7/14/12
 * Time: 12:03 AM
 * To change this template use File | Set
 */
public class MyFirstClass {
    public static void main(String args[]) {
        System.out.println("Hello");
    }
}
```

Select Code→Comment with Line Comment



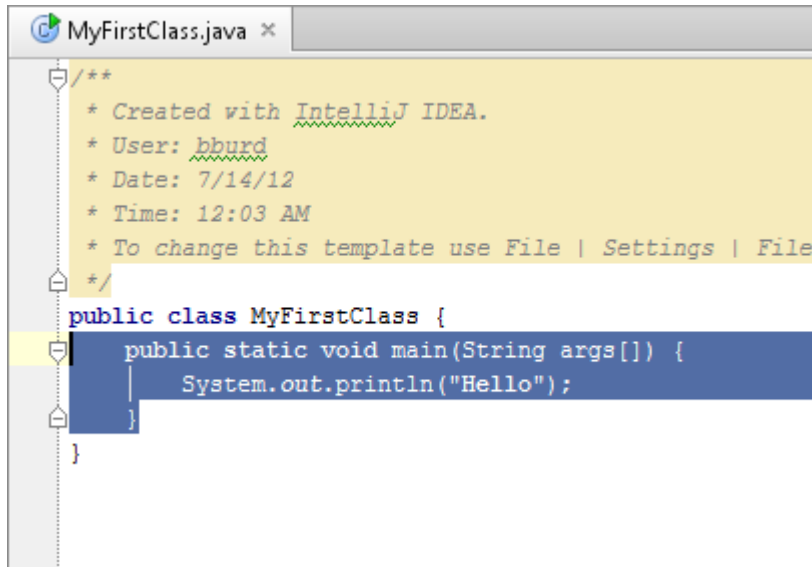
Look at your newly commented line of code



Select Code→Comment with Line Comment again in order to uncomment a commented line

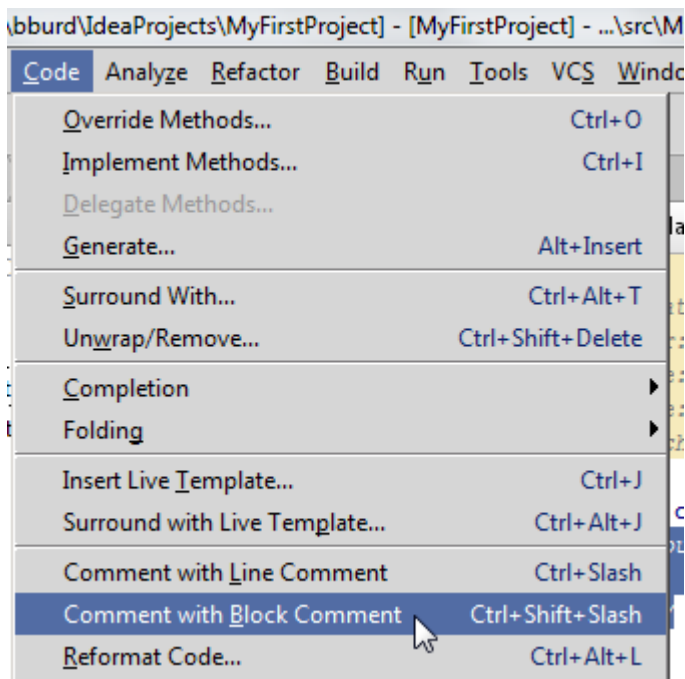
To create a block comment, do the following:

Select a bunch of code

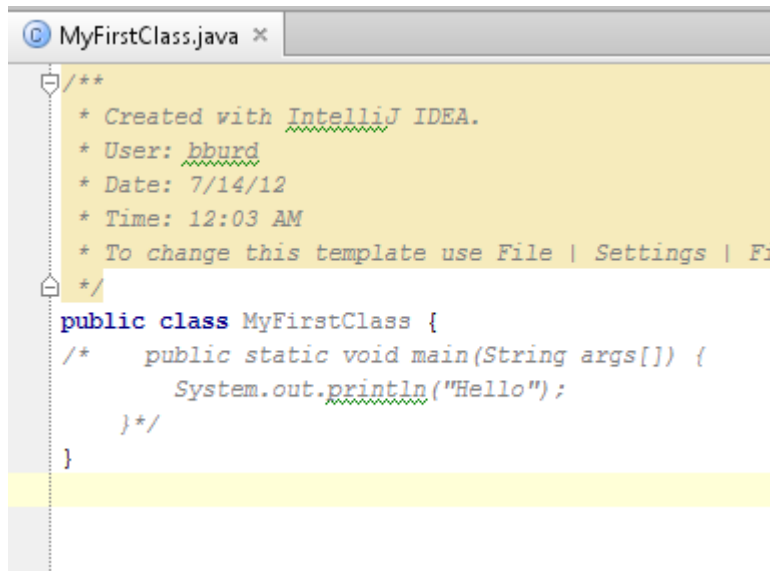


```
/**
 * Created with IntelliJ IDEA.
 * User: bburd
 * Date: 7/14/12
 * Time: 12:03 AM
 * To change this template use File | Settings | File
 */
public class MyFirstClass {
    public static void main(String args[]) {
        System.out.println("Hello");
    }
}
```

Select Code → Comment with Block Comment



Look at your newly commented code

A screenshot of an IDE window titled "MyFirstClass.java". The code is displayed in a yellow background. The code is as follows:

```
/**
 * Created with IntelliJ IDEA.
 * User: bburd
 * Date: 7/14/12
 * Time: 12:03 AM
 * To change this template use File | Settings | Fi
 */
public class MyFirstClass {
    /*    public static void main(String args[]) {
        System.out.println("Hello");
    }*/
}
```

Select Code→Comment with Block Comment again in order to uncomment a block of code